




District Health Assessment for Multiple District 101 through December 2025

		Clubs							Membership							Member Strength		Cancellation		Reports			Finance	Leadership			
District Name	Status/ Number of Months in Status *	Active Clubs	Clubs in Status Quo	Total Clubs	% Status Quo Clubs in Financial Suspension	New Clubs	Cancelled Clubs	YTD Net Club Gain/ Loss	Current Members In Active Clubs	Current Members In Status Quo Clubs	Current Total Members Count	YTD Add	YTD Drop	YTD NetGrowth (includes Active and Status Quo)	YTD NetGrowth% (includes Active and Status Quo)	Member Count 12 Months Ago	Average Member Count Per Club	% of Clubs with less than 20 members	Average Cancelled Club Age	Members Lost Due to Cancelled Clubs	% of Clubs Reporting Service	% No MMR in 3 Months	% No Officer Report in 12 months	% of Clubs with balance 90+ days	Number of Zone Chairs Recorded	Number of Region Chairs Recorded	District Officers Vacancies **
101 M	T(24)	55	0	55	0%	0	1	-1	1006	0	1006	42	36	6	0.60%	1,008	18	60%	59	0	11%	38%	0%	2%	9	0	
101 N	T(24)	34	0	34	0%	0	0	0	709	0	709	13	22	-9	-1.25%	723	21	53%	0	0	9%	35%	0%	3%	6	0	
101 O	T(24)	51	0	51	0%	0	1	-1	1097	0	1097	35	50	-15	-1.35%	1,148	22	51%	71	0	18%	37%	0%	6%	7	0	
101 S		78	0	78	0%	0	2	-2	2093	0	2093	70	89	-19	-0.90%	2,139	27	31%	52	6	3%	28%	0%	10%	6	0	
101 V		70	0	70	0%	0	1	-1	1576	0	1576	35	66	-31	-1.93%	1,637	23	41%	57	0	4%	47%	0%	7%	9	0	
		288	0	288	0%	0	5	-5	6481	0	6481	195	263	-68	-1.04%	6,655	23	45%	58	6	8%	37%	0%	6%	37	0	




District Health Assessment for Multiple District 102 through December 2025

District Name	Status/ Number of Months in Status *	Clubs							Membership							Member Strength		Cancellation		Reports			Finance	Leadership			
		Active Clubs	Clubs in Status Quo	Total Clubs	% Status Quo Clubs in Financial Suspension	New Clubs	Cancelled Clubs	YTD Net Club Gain/Loss	Current Members In Active Clubs	Current Members In Status Quo Clubs	Current Total Members Count	YTD Add	YTD Drop	YTD NetGrowth (includes Active and Status Quo)	YTD NetGrowth% (includes Active and Status Quo)	Member Count 12 Months Ago	Average Member Count Per Club	% of Clubs with less than 20 members	Average Cancelled Club Age	Members Lost Due to Cancelled Clubs	% of Clubs Reporting Service	% No MMR in 3 Months	% No Officer Report in 12 months	% of Clubs with balance 90+ days	Number of Zone Chairs Recorded	Number of Region Chairs Recorded	District Officers Vacancies **
102 W		107	0	107	0%	0	0	0	3904	0	3904	99	56	43	1.11%	3,928	36	6%	0	0	38%	0%	0%	0%	12	3	
102 E		95	0	95	0%	0	0	0	3305	0	3305	56	58	-2	-0.06%	3,320	35	4%	0	0	48%	0%	0%	0%	15	3	
102 C		72	0	72	0%	0	0	0	3000	0	3000	58	45	13	0.44%	3,039	42	0%	0	0	43%	0%	0%	0%	8	2	
		274	0	274	0%	0	0	0	10209	0	10209	213	159	54	0.53%	10,287	37	4%	0	0	43%	0%	0%	0%	35	8	




District Health Assessment for Multiple District 103 through December 2025

		Clubs							Membership							Member Strength		Cancellation		Reports			Finance	Leadership			
District Name	Status/ Number of Months in Status *	Active Clubs	Clubs in Status Quo	Total Clubs	% Status Quo Clubs in Financial Suspension	New Clubs	Cancelled Clubs	YTD Net Club Gain/ Loss	Current Members In Active Clubs	Current Members In Status Quo Clubs	Current Total Members Count	YTD Add	YTD Drop	YTD NetGrowth (includes Active and Status Quo)	YTD NetGrowth% (includes Active and Status Quo)	Member Count 12 Months Ago	Average Member Count Per Club	% of Clubs with less than 20 members	Average Cancelled Club Age	Members Lost Due to Cancelled Clubs	% of Clubs Reporting Service	% No MMR in 3 Months	% No Officer Report in 12 months	% of Clubs with balance 90+ days	Number of Zone Chairs Recorded	Number of Region Chairs Recorded	District Officers Vacancies **
103 N		103	0	103	0%	0	0	0	2021	0	2021	88	96	-8	-0.39%	2,030	20	50%	0	0	8%	1%	0%	18%	0	0	
103NIE		72	0	72	0%	0	0	0	1396	0	1396	23	71	-48	-3.32%	1,453	19	56%	0	0	32%	1%	0%	10%	0	0	
103 E		117	0	117	0%	1	0	1	2232	0	2232	84	123	-39	-1.72%	2,258	19	49%	0	0	35%	5%	1%	15%	19	0	
103 C		69	0	69	0%	0	3	-3	1297	0	1297	47	91	-44	-3.28%	1,360	19	54%	34	13	14%	4%	3%	13%	8	0	
103CC	T(18)	65	0	65	0%	0	0	0	1174	0	1174	55	95	-40	-3.29%	1,232	18	65%	0	0	34%	0%	0%	3%	0	0	
103CE		62	0	62	0%	0	2	-2	1291	0	1291	47	50	-3	-0.23%	1,274	21	45%	37	0	26%	3%	0%	29%	0	0	
103CS		89	0	89	0%	1	0	1	2021	0	2021	74	102	-28	-1.37%	2,013	23	44%	0	0	19%	8%	0%	18%	0	0	
103CW		78	0	78	0%	1	0	1	1512	0	1512	93	88	5	0.33%	1,475	19	56%	0	0	19%	3%	0%	18%	0	0	
103SE	T(6)	64	0	64	0%	1	0	1	1224	0	1224	85	92	-7	-0.57%	1,241	19	56%	0	0	13%	5%	0%	0%	11	0	
103 S		111	1	112	100%	1	1	0	2059	5	2064	94	143	-49	-2.32%	2,111	19	62%	56	7	19%	8%	0%	13%	14	0	
103SW		81	0	81	0%	0	1	-1	1466	0	1466	59	63	-4	-0.27%	1,500	18	68%	13	0	27%	4%	0%	5%	0	0	
103 W		74	0	74	0%	0	0	0	1498	0	1498	38	64	-26	-1.71%	1,500	20	51%	0	0	20%	3%	3%	18%	0	0	
103IE	T(24)	49	0	49	0%	1	0	1	846	0	846	36	43	-7	-0.82%	852	17	59%	0	0	12%	0%	0%	8%	0	0	
103IP	T(24)	39	0	39	0%	0	1	-1	501	0	501	32	88	-56	-10.05%	529	13	79%	3	35	33%	18%	0%	10%	4	0	
103IW		80	0	80	0%	0	0	0	1269	0	1269	32	67	-35	-2.68%	1,299	16	74%	0	0	18%	9%	1%	1%	0	0	
		1153	1	1154	100%	6	8	-2	21807	5	21812	887	1276	-389	-1.75%	22,127	19	57%	31	55	22%	5%	1%	12%	56	0	




District Health Assessment for Multiple District 103 through December 2025

		Clubs							Membership							Member Strength		Cancellation		Reports			Finance	Leadership			
District Name	Status/ Number of Months in Status *	Active Clubs	Clubs in Status Quo	Total Clubs	% Status Quo Clubs in Financial Suspension	New Clubs	Cancelled Clubs	YTD Net Club Gain/Loss	Current Members In Active Clubs	Current Members In Status Quo Clubs	Current Total Members Count	YTD Add	YTD Drop	YTD NetGrowth (includes Active and Status Quo)	YTD NetGrowth% (includes Active and Status Quo)	Member Count 12 Months Ago	Average Member Count Per Club	% of Clubs with less than 20 members	Average Cancelled Club Age	Members Lost Due to Cancelled Clubs	% of Clubs Reporting Service	% No MMR in 3 Months	% No Officer Report in 12 months	% of Clubs with balance 90+ days	Number of Zone Chairs Recorded	Number of Region Chairs Recorded	District Officers Vacancies **
104 A	T(24)	44	0	44	0%	0	1	-1	930	0	930	53	53	0	0.00%	934	21	43%	62	18	70%	39%	5%	0%	8	0	
104 B		61	0	61	0%	0	1	-1	1514	0	1514	49	68	-19	-1.24%	1,542	25	31%	43	0	92%	30%	0%	5%	10	0	
104 C		63	0	63	0%	0	1	-1	1409	0	1409	108	72	36	2.62%	1,366	22	43%	63	14	43%	33%	6%	6%	10	0	
104 D		70	0	70	0%	0	2	-2	1583	0	1583	88	72	16	1.02%	1,570	23	41%	48	24	53%	24%	0%	10%	17	0	
104 E		75	0	75	0%	0	2	-2	1766	0	1766	60	116	-56	-3.07%	1,829	24	35%	63	21	41%	29%	0%	8%	10	0	
		313	0	313	0%	0	7	-7	7202	0	7202	358	381	-23	-0.32%	7,241	23	38%	56	77	58%	30%	2%	6%	55	0	




District Health Assessment for Multiple District 105 through December 2025

<div>Status/ Number of Months in Status *</div>		Clubs							Membership							Member Strength		Cancellation		Reports			Finance		Leadership		
		Active Clubs	Clubs in Status Quo	Total Clubs	% Status Quo Clubs in Financial Suspension	New Clubs	Cancelled Clubs	YTD Net Club Gain/ Loss	Current Members In Active Clubs	Current Members In Status Quo Clubs	Current Total Members Count	YTD Add	YTD Drop	YTD NetGrowth (includes Active and Status Quo)	YTD NetGrowth% (includes Active and Status Quo)	Member Count 12 Months Ago	Average Member Count Per Club	% of Clubs with less than 20 members	Average Cancelled Club Age	Members Lost Due to Cancelled Clubs	% of Clubs Reporting Service	% No MMR in 3 Months	% No Officer Report in 12 months	% of Clubs with balance 90+ days	Number of Zone Chairs Recorded	Number of Region Chairs Recorded	District Officers Vacancies **
105 A		69	0	69	0%	1	1	0	1251	0	1251	96	75	21	1.71%	1,227	18	61%	48	8	77%	30%	0%	7%	12	0	
105CE		78	0	78	0%	0	2	-2	1314	0	1314	61	67	-6	-0.45%	1,353	17	64%	32	9	40%	40%	3%	13%	13	0	
105CN	T(24)	75	0	75	0%	0	1	-1	988	0	988	51	65	-14	-1.40%	1,028	13	79%	7	6	40%	43%	5%	5%	7	0	
105CW		90	0	90	0%	0	3	-3	1458	0	1458	56	177	-121	-7.66%	1,636	16	69%	7	1	41%	29%	0%	16%	17	5	
105 N	T(24)	61	0	61	0%	0	2	-2	912	0	912	52	56	-4	-0.44%	938	15	74%	50	2	62%	39%	0%	7%	7	0	2nd VDG
105SC	T(24)	48	0	48	0%	0	3	-3	960	0	960	33	43	-10	-1.03%	978	20	52%	60	0	69%	17%	0%	2%	7	0	
105SE	T(24)	47	0	47	0%	0	1	-1	1014	0	1014	57	67	-10	-0.98%	1,032	22	49%	55	12	34%	28%	2%	21%	6	3	
105SW	T(24)	51	0	51	0%	1	0	1	915	0	915	91	80	11	1.22%	905	18	69%	0	0	53%	12%	0%	8%	9	0	
		519	0	519	0%	2	13	-11	8812	0	8812	497	630	-133	-1.49%	9,097	17	66%	37	38	51%	31%	1%	10%	78	8	




District Health Assessment for Multiple District 106 through December 2025

		Clubs							Membership							Member Strength		Cancellation		Reports			Finance	Leadership			
District Name	Status/ Number of Months in Status *	Active Clubs	Clubs in Status Quo	Total Clubs	% Status Quo Clubs in Financial Suspension	New Clubs	Cancelled Clubs	YTD Net Club Gain/Loss	Current Members In Active Clubs	Current Members In Status Quo Clubs	Current Total Members Count	YTD Add	YTD Drop	YTD NetGrowth (includes Active and Status Quo)	YTD NetGrowth% (includes Active and Status Quo)	Member Count 12 Months Ago	Average Member Count Per Club	% of Clubs with less than 20 members	Average Cancelled Club Age	Members Lost Due to Cancelled Clubs	% of Clubs Reporting Service	% No MMR in 3 Months	% No Officer Report in 12 months	% of Clubs with balance 90+ days	Number of Zone Chairs Recorded	Number of Region Chairs Recorded	District Officers Vacancies **
106 A	T(24)	75	0	75	0%	0	3	-3	1067	0	1067	21	48	-27	-2.47%	1,107	14	79%	45	2	7%	59%	3%	0%	9	0	
106 B		107	0	107	0%	0	0	0	2345	0	2345	76	82	-6	-0.26%	2,376	22	38%	0	0	10%	39%	5%	0%	12	0	
106 C	T(24)	62	0	62	0%	0	4	-4	1119	0	1119	34	69	-35	-3.03%	1,188	18	58%	46	9	8%	44%	8%	0%	0	0	
		244	0	244	0%	0	7	-7	4531	0	4531	131	199	-68	-1.48%	4,671	19	56%	45	11	9%	46%	5%	0%	21	0	



District Health Assessment for Multiple District 107 through December 2025

		Clubs							Membership							Member Strength		Cancellation		Reports			Finance	Leadership			
District Name	Status/ Number of Months in Status *	Active Clubs	Clubs in Status Quo	Total Clubs	% Status Quo Clubs in Financial Suspension	New Clubs	Cancelled Clubs	YTD Net Club Gain/Loss	Current Members In Active Clubs	Current Members In Status Quo Clubs	Current Total Members Count	YTD Add	YTD Drop	YTD NetGrowth (includes Active and Status Quo)	YTD NetGrowth% (includes Active and Status Quo)	Member Count 12 Months Ago	Average Member Count Per Club	% of Clubs with less than 20 members	Average Cancelled Club Age	Members Lost Due to Cancelled Clubs	% of Clubs Reporting Service	% No MMR in 3 Months	% No Officer Report in 12 months	% of Clubs with balance 90+ days	Number of Zone Chairs Recorded	Number of Region Chairs Recorded	District Officers Vacancies **
107 A		69	0	69	0%	0	3	-3	1640	0	1640	35	71	-36	-2.15%	1,711	24	35%	52	13	58%	32%	0%	1%	14	4	
107 B	T(24)	41	0	41	0%	0	0	0	779	0	779	31	30	1	0.13%	792	19	56%	0	0	49%	34%	0%	12%	7	3	
107 C		73	0	73	0%	0	1	-1	1711	0	1711	67	55	12	0.71%	1,753	23	30%	49	0	81%	29%	0%	4%	11	0	
107 D	T(20)	49	0	49	0%	0	1	-1	1125	0	1125	31	36	-5	-0.44%	1,180	23	43%	49	0	65%	31%	0%	4%	9	0	
107 E		65	0	65	0%	0	1	-1	1353	0	1353	28	32	-4	-0.29%	1,394	21	45%	32	0	62%	42%	0%	2%	11	0	
107 F	T(2)	54	0	54	0%	0	2	-2	1249	0	1249	25	46	-21	-1.65%	1,293	23	37%	10	20	44%	43%	0%	0%	9	4	
107 G	T(24)	47	0	47	0%	0	1	-1	891	0	891	19	39	-20	-2.20%	922	19	55%	61	1	55%	43%	2%	6%	0	0	2nd VDG
107 H	T(24)	39	0	39	0%	0	0	0	938	0	938	40	32	8	0.86%	961	24	31%	0	0	100%	21%	0%	0%	8	0	
107 I	T(24)	44	0	44	0%	0	0	0	831	0	831	33	23	10	1.22%	832	19	57%	0	0	57%	45%	0%	7%	7	3	
107 K	T(24)	37	0	37	0%	0	0	0	856	0	856	19	22	-3	-0.35%	889	23	30%	0	0	78%	41%	3%	8%	3	2	
107 L	T(24)	33	0	33	0%	0	1	-1	750	0	750	24	54	-30	-3.85%	782	23	45%	60	0	79%	21%	0%	0%	7	1	
107 M	T(8)	54	0	54	0%	0	0	0	1233	0	1233	27	42	-15	-1.20%	1,238	23	39%	0	0	70%	41%	0%	2%	11	4	
107 N		66	0	66	0%	0	0	0	1312	0	1312	31	32	-1	-0.08%	1,332	20	58%	0	0	65%	44%	0%	3%	11	0	
107 O	T(24)	47	0	47	0%	0	2	-2	849	0	849	43	49	-6	-0.70%	870	18	57%	36	18	81%	40%	0%	9%	12	0	
		718	0	718	0%	0	12	-12	15517	0	15517	453	563	-110	-0.70%	15,949	22	44%	42	52	67%	36%	0%	4%	120	21	




District Health Assessment for Multiple District 107 through December 2025

District Name	Status/ Number of Months in Status *	Clubs							Membership							Member Strength		Cancellation		Reports			Finance		Leadership		
		Active Clubs	Clubs in Status Quo	Total Clubs	% Status Quo Clubs in Financial Suspension	New Clubs	Cancelled Clubs	YTD Net Club Gain/ Loss	Current Members In Active Clubs	Current Members In Status Quo Clubs	Current Total Members Count	YTD Add	YTD Drop	YTD NetGrowth (includes Active and Status Quo)	YTD NetGrowth% (includes Active and Status Quo)	Member Count 12 Months Ago	Average Member Count Per Club	% of Clubs with less than 20 members	Average Cancelled Club Age	Members Lost Due to Cancelled Clubs	% of Clubs Reporting Service	% No MMR in 3 Months	% No Officer Report in 12 months	% of Clubs with balance 90+ days	Number of Zone Chairs Recorded	Number of Region Chairs Recorded	District Officers Vacancies **
108IA1		72	0	72	0%	0	1	-1	2090	0	2090	76	66	10	0.48%	2,085	29	31%	33	0	88%	32%	0%	11%	14	4	
108IA2		69	0	69	0%	0	0	0	1847	0	1847	73	67	6	0.33%	1,853	27	36%	0	0	83%	41%	3%	3%	0	0	
108IA3		69	0	69	0%	3	0	3	2107	0	2107	172	102	70	3.44%	1,969	31	20%	0	0	83%	33%	1%	13%	11	4	
108IB1		101	0	101	0%	1	0	1	2518	0	2518	161	123	38	1.53%	2,476	25	29%	0	0	76%	26%	0%	5%	12	5	
108IB2		57	0	57	0%	1	0	1	1379	0	1379	66	75	-9	-0.65%	1,392	24	40%	0	0	63%	28%	0%	4%	10	0	
108IB3		74	0	74	0%	0	0	0	1689	0	1689	48	70	-22	-1.29%	1,652	23	43%	0	0	84%	35%	0%	4%	13	0	
108IB4	T(24)	51	0	51	0%	0	0	0	1180	0	1180	75	72	3	0.25%	1,148	23	45%	0	0	67%	24%	2%	10%	8	0	
108TA1		56	0	56	0%	1	0	1	1911	0	1911	107	56	51	2.74%	1,901	34	7%	0	0	86%	27%	0%	2%	8	0	
108TA2		52	0	52	0%	0	0	0	1463	0	1463	68	37	31	2.16%	1,439	28	27%	0	0	87%	44%	0%	4%	9	3	
108TA3		54	0	54	0%	0	0	0	1411	0	1411	67	56	11	0.79%	1,403	26	28%	0	0	81%	24%	0%	6%	0	0	
108TB		85	0	85	0%	1	0	1	2352	0	2352	91	79	12	0.51%	2,309	28	31%	0	0	81%	27%	1%	4%	14	0	
108 A		95	0	95	0%	0	0	0	3361	0	3361	110	147	-37	-1.09%	3,306	35	14%	0	0	78%	23%	1%	19%	14	7	
108AB		96	0	96	0%	0	2	-2	2697	0	2697	132	124	8	0.30%	2,743	28	27%	30	0	91%	22%	0%	6%	19	7	
108 L		131	0	131	0%	0	1	-1	3325	0	3325	121	146	-25	-0.75%	3,209	25	36%	30	17	96%	38%	1%	8%	26	9	
108 LA		92	0	92	0%	0	0	0	2968	0	2968	109	123	-14	-0.47%	2,989	32	20%	0	0	64%	32%	0%	17%	15	7	
108 YA		138	1	139	100%	0	3	-3	3373	8	3381	171	222	-51	-1.49%	3,453	24	39%	32	28	60%	33%	1%	11%	29	11	






District Health Assessment for Multiple District 108 through December 2025

		Clubs							Membership							Member Strength		Cancellation		Reports			Finance	Leadership			
District Name	Status/ Number of Months in Status *	Active Clubs	Clubs in Status Quo	Total Clubs	% Status Quo Clubs in Financial Suspension	New Clubs	Cancelled Clubs	YTD Net Club Gain/ Loss	Current Members In Active Clubs	Current Members In Status Quo Clubs	Current Total Members Count	YTD Add	YTD Drop	YTD NetGrowth (includes Active and Status Quo)	YTD NetGrowth% (includes Active and Status Quo)	Member Count 12 Months Ago	Average Member Count Per Club	% of Clubs with less than 20 members	Average Cancelled Club Age	Members Lost Due to Cancelled Clubs	% of Clubs Reporting Service	% No MMR in 3 Months	% No Officer Report in 12 months	% of Clubs with balance 90+ days	Number of Zone Chairs Recorded	Number of Region Chairs Recorded	District Officers Vacancies **
108 YB		123	0	123	0%	3	1	2	4052	0	4052	340	215	125	3.18%	3,908	33	21%	40	0	95%	18%	0%	15%	28	10	
		1415	1	1416	100%	10	8	2	39723	8	39731	1987	1780	207	0.52%	39,235	28	29%	32	45	80%	30%	1%	9%	230	67	




District Health Assessment for Multiple District 109 through December 2025

		Clubs							Membership							Member Strength		Cancellation		Reports			Finance	Leadership			
District Name	Status/ Number of Months in Status *	Active Clubs	Clubs in Status Quo	Total Clubs	% Status Quo Clubs in Financial Suspension	New Clubs	Cancelled Clubs	YTD Net Club Gain/Loss	Current Members In Active Clubs	Current Members In Status Quo Clubs	Current Total Members Count	YTD Add	YTD Drop	YTD NetGrowth (includes Active and Status Quo)	YTD NetGrowth% (includes Active and Status Quo)	Member Count 12 Months Ago	Average Member Count Per Club	% of Clubs with less than 20 members	Average Cancelled Club Age	Members Lost Due to Cancelled Clubs	% of Clubs Reporting Service	% No MMR in 3 Months	% No Officer Report in 12 months	% of Clubs with balance 90+ days	Number of Zone Chairs Recorded	Number of Region Chairs Recorded	District Officers Vacancies **
109 A	T(24)	44	0	44	0%	0	0	0	1047	0	1047	16	26	-10	-0.95%	1,058	24	48%	0	0	36%	36%	0%	0%	7	0	GST
109 B	T(24)	28	0	28	0%	0	1	-1	631	0	631	15	15	0	0.00%	650	23	32%	31	1	54%	39%	0%	4%	0	0	2nd VDG, GLT
		72	0	72	0%	0	1	-1	1678	0	1678	31	41	-10	-0.59%	1,708	23	42%	31	1	43%	38%	0%	1%	7	0	



District Health Assessment for Multiple District 110 through December 2025

		Clubs							Membership							Member Strength		Cancellation		Reports			Finance	Leadership			
District Name	Status/ Number of Months in Status *	Active Clubs	Clubs in Status Quo	Total Clubs	% Status Quo Clubs in Financial Suspension	New Clubs	Cancelled Clubs	YTD Net Club Gain/ Loss	Current Members In Active Clubs	Current Members In Status Quo Clubs	Current Total Members Count	YTD Add	YTD Drop	YTD NetGrowth (includes Active and Status Quo)	YTD NetGrowth% (includes Active and Status Quo)	Member Count 12 Months Ago	Average Member Count Per Club	% of Clubs with less than 20 members	Average Cancelled Club Age	Members Lost Due to Cancelled Clubs	% of Clubs Reporting Service	% No MMR in 3 Months	% No Officer Report in 12 months	% of Clubs with balance 90+ days	Number of Zone Chairs Recorded	Number of Region Chairs Recorded	District Officers Vacancies **
110AN	T(24)	58	0	58	0%	0	0	0	1178	0	1178	30	41	-11	-0.93%	1,216	20	53%	0	0	12%	2%	2%	16%	6	0	
110AZ		71	0	71	0%	0	0	0	1776	0	1776	30	22	8	0.45%	1,809	25	30%	0	0	15%	0%	0%	21%	0	0	GLT,GST
110BN		69	0	69	0%	0	0	0	1531	0	1531	41	35	6	0.39%	1,585	22	36%	0	0	6%	0%	1%	23%	0	0	
110BZ		69	0	69	0%	0	2	-2	1674	0	1674	37	41	-4	-0.24%	1,740	24	28%	35	3	13%	0%	0%	20%	0	0	GLT,GMT,GST
110CO		78	0	78	0%	0	1	-1	1734	0	1734	42	44	-2	-0.12%	1,766	22	42%	25	1	10%	0%	0%	19%	0	0	GLT,GMT,GST
110CW		69	0	69	0%	0	0	0	1544	0	1544	60	53	7	0.46%	1,588	22	35%	0	0	7%	0%	0%	19%	0	0	GST
		414	0	414	0%	0	3	-3	9437	0	9437	240	236	4	0.04%	9,704	23	37%	32	4	11%	0%	0%	20%	6	0	



District Health Assessment for Multiple District 111 through December 2025

District Name	Status/ Number of Months in Status *	Clubs							Membership							Member Strength		Cancellation		Reports			Finance		Leadership		
		Active Clubs	Clubs in Status Quo	Total Clubs	% Status Quo Clubs in Financial Suspension	New Clubs	Cancelled Clubs	YTD Net Club Gain/Loss	Current Members In Active Clubs	Current Members In Status Quo Clubs	Current Total Members Count	YTD Add	YTD Drop	YTD NetGrowth (includes Active and Status Quo)	YTD NetGrowth% (includes Active and Status Quo)	Member Count 12 Months Ago	Average Member Count Per Club	% of Clubs with less than 20 members	Average Cancelled Club Age	Members Lost Due to Cancelled Clubs	% of Clubs Reporting Service	% No MMR in 3 Months	% No Officer Report in 12 months	% of Clubs with balance 90+ days	Number of Zone Chairs Recorded	Number of Region Chairs Recorded	District Officers Vacancies **
111BN		67	0	67	0%	0	0	0	2362	0	2362	46	51	-5	-0.21%	2,377	35	6%	0	0	0%	22%	0%	15%	0	0	
111BO		42	0	42	0%	0	0	0	1670	0	1670	43	30	13	0.78%	1,675	40	2%	0	0	0%	17%	0%	10%	0	0	
111MN		134	0	134	0%	0	0	0	4228	0	4228	70	63	7	0.17%	4,211	32	10%	0	0	0%	32%	0%	11%	0	0	
111MS		116	0	116	0%	0	0	0	4037	0	4037	90	76	14	0.35%	4,035	35	6%	0	0	0%	23%	0%	12%	0	0	
111NB		62	0	62	0%	0	0	0	2018	0	2018	45	34	11	0.55%	1,970	33	8%	0	0	0%	27%	0%	21%	0	0	
111NW		77	0	77	0%	0	0	0	2503	0	2503	52	37	15	0.60%	2,483	33	6%	0	0	0%	31%	0%	16%	0	0	
111 N		106	0	106	0%	0	1	-1	3386	0	3386	62	57	5	0.15%	3,436	32	10%	50	0	0%	33%	0%	13%	0	0	
111RN		69	0	69	0%	0	1	-1	2323	0	2323	78	52	26	1.13%	2,344	34	12%	23	0	0%	30%	0%	13%	0	0	
111RS		84	0	84	0%	0	0	0	2564	0	2564	49	53	-4	-0.16%	2,494	31	12%	0	0	0%	29%	0%	10%	0	0	
111WL		107	0	107	0%	0	0	0	3799	0	3799	77	53	24	0.64%	3,758	36	6%	0	0	0%	36%	0%	10%	0	0	
111WR		89	0	89	0%	0	0	0	3240	0	3240	53	64	-11	-0.34%	3,238	36	4%	0	0	0%	37%	0%	10%	0	0	
111BS		108	0	108	0%	1	0	1	3580	0	3580	122	66	56	1.59%	3,565	33	10%	0	0	0%	19%	0%	6%	0	0	GMT
111NH		94	0	94	0%	0	0	0	3096	0	3096	73	58	15	0.49%	3,065	33	10%	0	0	0%	13%	0%	15%	0	0	
111SW		47	0	47	0%	1	0	1	1676	0	1676	72	27	45	2.76%	1,577	36	0%	0	0	0%	21%	0%	17%	0	0	
111SM		96	0	96	0%	0	0	0	3544	0	3544	68	58	10	0.28%	3,538	37	10%	0	0	0%	28%	0%	11%	0	0	
111SN		62	0	62	0%	0	0	0	2033	0	2033	52	56	-4	-0.20%	2,031	33	13%	0	0	0%	21%	0%	11%	0	0	




District Health Assessment for Multiple District 111 through December 2025

District Name	Status/ Number of Months in Status *	Clubs							Membership							Member Strength		Cancellation		Reports			Finance		Leadership		
		Active Clubs	Clubs in Status Quo	Total Clubs	% Status Quo Clubs in Financial Suspension	New Clubs	Cancelled Clubs	YTD Net Club Gain/Loss	Current Members In Active Clubs	Current Members In Status Quo Clubs	Current Total Members Count	YTD Add	YTD Drop	YTD NetGrowth (includes Active and Status Quo)	YTD NetGrowth% (includes Active and Status Quo)	Member Count 12 Months Ago	Average Member Count Per Club	% of Clubs with less than 20 members	Average Cancelled Club Age	Members Lost Due to Cancelled Clubs	% of Clubs Reporting Service	% No MMR in 3 Months	% No Officer Report in 12 months	% of Clubs with balance 90+ days	Number of Zone Chairs Recorded	Number of Region Chairs Recorded	District Officers Vacancies **
111ON		78	0	78	0%	0	1	-1	1915	0	1915	51	60	-9	-0.47%	1,967	25	27%	26	0	0%	26%	0%	5%	0	0	
111OS		72	0	72	0%	0	0	0	1638	0	1638	23	29	-6	-0.36%	1,631	23	29%	0	0	0%	51%	0%	11%	0	0	
111OM		68	0	68	0%	0	0	0	1872	0	1872	27	26	1	0.05%	1,852	28	10%	0	0	0%	44%	1%	9%	0	0	
		1578	0	1578	0%	2	3	-1	51484	0	51484	1153	950	203	0.40%	51,247	33	10%	33	0	0%	29%	0%	12%	0	0	



District Health Assessment for Multiple District 112 through December 2025

		Clubs							Membership							Member Strength		Cancellation		Reports			Finance	Leadership			
District Name	Status/ Number of Months in Status *	Active Clubs	Clubs in Status Quo	Total Clubs	% Status Quo Clubs in Financial Suspension	New Clubs	Cancelled Clubs	YTD Net Club Gain/Loss	Current Members In Active Clubs	Current Members In Status Quo Clubs	Current Total Members Count	YTD Add	YTD Drop	YTD NetGrowth (includes Active and Status Quo)	YTD NetGrowth% (includes Active and Status Quo)	Member Count 12 Months Ago	Average Member Count Per Club	% of Clubs with less than 20 members	Average Cancelled Club Age	Members Lost Due to Cancelled Clubs	% of Clubs Reporting Service	% No MMR in 3 Months	% No Officer Report in 12 months	% of Clubs with balance 90+ days	Number of Zone Chairs Recorded	Number of Region Chairs Recorded	District Officers Vacancies **
112 A	T(24)	55	0	55	0%	0	0	0	1980	0	1980	45	41	4	0.20%	1,966	36	9%	0	0	18%	0%	0%	0%	0	0	
112 B		62	0	62	0%	0	1	-1	1797	0	1797	39	60	-21	-1.16%	1,821	29	23%	29	0	24%	0%	0%	2%	0	0	
112 C		48	0	48	0%	0	0	0	797	0	797	37	41	-4	-0.50%	821	17	67%	0	0	0%	0%	0%	0%	0	0	GMT,GST
112 D		92	0	92	0%	0	0	0	2196	0	2196	53	64	-11	-0.50%	2,128	24	39%	0	0	10%	0%	0%	0%	0	0	
		257	0	257	0%	0	1	-1	6770	0	6770	174	206	-32	-0.47%	6,736	26	34%	29	0	13%	0%	0%	0%	0	0	




District Health Assessment for Multiple District 114 through December 2025

District Name	Status/ Number of Months in Status *	Clubs							Membership							Member Strength		Cancellation		Reports			Finance	Leadership			
		Active Clubs	Clubs in Status Quo	Total Clubs	% Status Quo Clubs in Financial Suspension	New Clubs	Cancelled Clubs	YTD Net Club Gain/Loss	Current Members In Active Clubs	Current Members In Status Quo Clubs	Current Total Members Count	YTD Add	YTD Drop	YTD NetGrowth (includes Active and Status Quo)	YTD NetGrowth% (includes Active and Status Quo)	Member Count 12 Months Ago	Average Member Count Per Club	% of Clubs with less than 20 members	Average Cancelled Club Age	Members Lost Due to Cancelled Clubs	% of Clubs Reporting Service	% No MMR in 3 Months	% No Officer Report in 12 months	% of Clubs with balance 90+ days	Number of Zone Chairs Recorded	Number of Region Chairs Recorded	District Officers Vacancies **
114 W		89	0	89	0%	0	0	0	3048	0	3048	83	60	23	0.76%	3,005	34	11%	0	0	30%	0%	0%	0%	12	0	
114 O		69	0	69	0%	0	0	0	2136	0	2136	32	56	-24	-1.11%	2,161	31	19%	0	0	20%	1%	1%	10%	0	0	
114 M		93	0	93	0%	0	0	0	3349	0	3349	63	64	-1	-0.03%	3,336	36	2%	0	0	51%	0%	0%	32%	0	0	
		251	0	251	0%	0	0	0	8533	0	8533	178	180	-2	-0.02%	8,502	34	10%	0	0	35%	0%	0%	15%	12	0	




District Health Assessment for Multiple District 115 through December 2025

 Status/ Number of Months in Status *		Clubs							Membership							Member Strength		Cancellation		Reports			Finance	Leadership			
		Active Clubs	Clubs in Status Quo	Total Clubs	% Status Quo Clubs in Financial Suspension	New Clubs	Cancelled Clubs	YTD Net Club Gain/Loss	Current Members In Active Clubs	Current Members In Status Quo Clubs	Current Total Members Count	YTD Add	YTD Drop	YTD NetGrowth (includes Active and Status Quo)	YTD NetGrowth% (includes Active and Status Quo)	Member Count 12 Months Ago	Average Member Count Per Club	% of Clubs with less than 20 members	Average Cancelled Club Age	Members Lost Due to Cancelled Clubs	% of Clubs Reporting Service	% No MMR in 3 Months	% No Officer Report in 12 months	% of Clubs with balance 90+ days	Number of Zone Chairs Recorded	Number of Region Chairs Recorded	District Officers Vacancies **
115CN	T(24)	33	0	33	0%	0	0	0	1170	0	1170	56	29	27	2.36%	1,146	35	18%	0	0	52%	39%	6%	12%	9	0	
115CS	T(24)	46	1	47	100%	0	1	-1	1159	11	1170	37	68	-31	-2.58%	1,179	25	43%	28	12	64%	45%	2%	19%	13	1	
		79	1	80	100%	0	1	-1	2329	11	2340	93	97	-4	-0.17%	2,325	30	33%	28	12	59%	43%	4%	16%	22	1	






District Health Assessment for Multiple District 116 through December 2025

		Clubs							Membership							Member Strength		Cancellation		Reports			Finance	Leadership			
District Name	Status/ Number of Months in Status *	Active Clubs	Clubs in Status Quo	Total Clubs	% Status Quo Clubs in Financial Suspension	New Clubs	Cancelled Clubs	YTD Net Club Gain/Loss	Current Members In Active Clubs	Current Members In Status Quo Clubs	Current Total Members Count	YTD Add	YTD Drop	YTD NetGrowth (includes Active and Status Quo)	YTD NetGrowth% (includes Active and Status Quo)	Member Count 12 Months Ago	Average Member Count Per Club	% of Clubs with less than 20 members	Average Cancelled Club Age	Members Lost Due to Cancelled Clubs	% of Clubs Reporting Service	% No MMR in 3 Months	% No Officer Report in 12 months	% of Clubs with balance 90+ days	Number of Zone Chairs Recorded	Number of Region Chairs Recorded	District Officers Vacancies **
116 A	T(24)	28	0	28	0%	0	0	0	571	0	571	35	44	-9	-1.55%	528	20	54%	0	0	29%	36%	7%	4%	10	0	
116 B	T(24)	32	0	32	0%	0	0	0	852	0	852	49	78	-29	-3.29%	845	27	53%	0	0	22%	41%	9%	9%	8	0	1st VDG,2nd VDG
		60	0	60	0%	0	0	0	1423	0	1423	84	122	-38	-2.60%	1,373	24	53%	0	0	25%	38%	8%	7%	18	0	




District Health Assessment for Multiple District 117 through December 2025

<div></div> <div>Status/ Number of Months in Status *</div>		Clubs							Membership							Member Strength		Cancellation		Reports			Finance	Leadership			
		Active Clubs	Clubs in Status Quo	Total Clubs	% Status Quo Clubs in Financial Suspension	New Clubs	Cancelled Clubs	YTD Net Club Gain/Loss	Current Members In Active Clubs	Current Members In Status Quo Clubs	Current Total Members Count	YTD Add	YTD Drop	YTD NetGrowth (includes Active and Status Quo)	YTD NetGrowth% (includes Active and Status Quo)	Member Count 12 Months Ago	Average Member Count Per Club	% of Clubs with less than 20 members	Average Cancelled Club Age	Members Lost Due to Cancelled Clubs	% of Clubs Reporting Service	% No MMR in 3 Months	% No Officer Report in 12 months	% of Clubs with balance 90+ days	Number of Zone Chairs Recorded	Number of Region Chairs Recorded	District Officers Vacancies **
117 A	T(24)	41	0	41	0%	0	2	-2	916	0	916	45	129	-84	-8.40%	843	22	46%	2	45	27%	34%	0%	5%	9	4	
117 B	T(24)	48	0	48	0%	0	0	0	1110	0	1110	62	52	10	0.91%	1,028	23	42%	0	0	65%	33%	2%	2%	11	4	
		89	0	89	0%	0	2	-2	2026	0	2026	107	181	-74	-3.52%	1,871	23	44%	2	45	47%	34%	1%	3%	20	8	




District Health Assessment for Multiple District 118 through December 2025

		Clubs							Membership							Member Strength		Cancellation		Reports			Finance	Leadership			
District Name	Status/ Number of Months in Status *	Active Clubs	Clubs in Status Quo	Total Clubs	% Status Quo Clubs in Financial Suspension	New Clubs	Cancelled Clubs	YTD Net Club Gain/Loss	Current Members In Active Clubs	Current Members In Status Quo Clubs	Current Total Members Count	YTD Add	YTD Drop	YTD NetGrowth (includes Active and Status Quo)	YTD NetGrowth% (includes Active and Status Quo)	Member Count 12 Months Ago	Average Member Count Per Club	% of Clubs with less than 20 members	Average Cancelled Club Age	Members Lost Due to Cancelled Clubs	% of Clubs Reporting Service	% No MMR in 3 Months	% No Officer Report in 12 months	% of Clubs with balance 90+ days	Number of Zone Chairs Recorded	Number of Region Chairs Recorded	District Officers Vacancies **
118 T	T(24)	28	0	28	0%	0	0	0	558	0	558	19	22	-3	-0.53%	539	20	54%	0	0	100%	43%	4%	0%	6	0	
118 U	T(24)	46	2	48	100%	1	6	-5	981	25	1006	101	326	-225	-18.28%	1,042	21	54%	12	245	73%	17%	2%	13%	10	0	
118 R		70	1	71	100%	3	2	1	1308	14	1322	198	125	73	5.84%	1,239	19	66%	17	7	79%	44%	4%	15%	17	5	
118 K	T(24)	24	0	24	0%	2	0	2	584	0	584	69	15	54	10.19%	516	24	25%	0	0	67%	67%	0%	0%	6	0	
118 E	T(24)	41	0	41	0%	0	3	-3	889	0	889	31	93	-62	-6.52%	886	22	51%	23	1	76%	34%	2%	10%	10	5	
118 Y	T(9)	53	0	53	0%	0	0	0	1225	0	1225	43	52	-9	-0.73%	1,217	23	34%	0	0	91%	40%	0%	9%	12	6	
		262	3	265	100%	6	11	-5	5545	39	5584	461	633	-172	-2.99%	5,439	21	50%	16	253	81%	38%	2%	10%	61	16	




District Health Assessment for District 113 through December 2025

		Clubs							Membership							Member Strength		Cancellation		Reports			Finance	Leadership			
District Name	Status/ Number of Months in Status *	Active Clubs	Clubs in Status Quo	Total Clubs	% Status Quo in Financial Suspension	New Clubs	Cancelled Clubs	YTD Net Club Gain/Loss	Current Members In Clubs	Current Members In Status Quo Clubs	Current Total Members Count	YTD Add	YTD Drop	YTD NetGrowth (includes Active and Status Quo)	YTD NetGrowth% (includes Active and Status Quo)	Member Count 12 Months Ago	Average Member Count Per Club	% of Clubs with less than 20 members	Average Cancelled Club Age	Members Lost Due to Cancelled Clubs	% of Clubs Reporting Service	% No MMR in 3 Months	% No Officer Report in 12 months	% of Clubs with balance 90+ days	Number of Zone Chairs Recorded	Number of Region Chairs Recorded	District Officers Vacancies **
113	P	23	0	23	0%	0	0	0	865	0	865	14	17	-3	-0.35%	866	38	4%	0	0	83%	52%	0%	13%	4	0	2nd VDG
		23	0	23	0%	0	0	0	865	0	865	14	17	-3	-0.35%	866	38	4%	0	0	83%	52%	0%	13%	4	0	




District Health Assessment for District 119 through December 2025

		Clubs							Membership							Member Strength		Cancellation		Reports			Finance	Leadership			
District Name	Status/ Number of Months in Status *	Active Clubs	Clubs in Status Quo	Total Clubs	% Status Quo in Financial Suspension	New Clubs	Cancelled Clubs	YTD Net Club Gain/ Loss	Current Members In Active Clubs	Current Members In Status Quo Clubs	Current Total Members Count	YTD Add	YTD Drop	YTD NetGrowth (includes Active and Status Quo)	YTD NetGrowth% (includes Active and Status Quo)	Member Count 12 Months Ago	Average Member Count Per Club	% of Clubs with less than 20 members	Average Cancelled Club Age	Members Lost Due to Cancelled Clubs	% of Clubs Reporting Service	% No MMR in 3 Months	% No Officer Report in 12 months	% of Clubs with balance 90+ days	Number of Zone Chairs Recorded	Number of Region Chairs Recorded	District Officers Vacancies **
119	T(24)	39	0	39	0%	0	0	0	799	0	799	18	53	-35	-4.20%	810	20	51%	0	0	18%	56%	8%	3%	6	0	
		39	0	39	0%	0	0	0	799	0	799	18	53	-35	-4.20%	810	20	51%	0	0	18%	56%	8%	3%	6	0	




District Health Assessment for District 120 through December 2025

		Clubs							Membership							Member Strength		Cancellation		Reports			Finance	Leadership			
District Name	Status/ Number of Months in Status *	Active Clubs	Clubs in Status Quo	Total Clubs	% Status Quo in Financial Suspension	New Clubs	Cancelled Clubs	YTD Net Club Gain/ Loss	Current Members In Active Clubs	Current Members In Status Quo Clubs	Current Total Members Count	YTD Add	YTD Drop	YTD NetGrowth (includes Active and Status Quo)	YTD NetGrowth% (includes Active and Status Quo)	Member Count 12 Months Ago	Average Member Count Per Club	% of Clubs with less than 20 members	Average Cancelled Club Age	Members Lost Due to Cancelled Clubs	% of Clubs Reporting Service	% No MMR in 3 Months	% No Officer Report in 12 months	% of Clubs with balance 90+ days	Number of Zone Chairs Recorded	Number of Region Chairs Recorded	District Officers Vacancies **
120	T(24)	55	0	55	0%	0	2	-2	1005	0	1005	24	35	-11	-1.08%	1,059	18	53%	32	0	15%	47%	0%	5%	0	0	
		55	0	55	0%	0	2	-2	1005	0	1005	24	35	-11	-1.08%	1,059	18	53%	32	0	15%	47%	0%	5%	0	0	




District Health Assessment for District 121 through December 2025

		Clubs							Membership							Member Strength		Cancellation		Reports			Finance	Leadership			
District Name	Status/ Number of Months in Status *	Active Clubs	Clubs in Status Quo	Total Clubs	% Status Quo in Financial Suspension	New Clubs	Cancelled Clubs	YTD Net Club Gain/Loss	Current Members In Active Clubs	Current Members In Status Quo Clubs	Current Total Members Count	YTD Add	YTD Drop	YTD NetGrowth (includes Active and Status Quo)	YTD NetGrowth% (includes Active and Status Quo)	Member Count 12 Months Ago	Average Member Count Per Club	% of Clubs with less than 20 members	Average Cancelled Club Age	Members Lost Due to Cancelled Clubs	% of Clubs Reporting Service	% No MMR in 3 Months	% No Officer Report in 12 months	% of Clubs with balance 90+ days	Number of Zone Chairs Recorded	Number of Region Chairs Recorded	District Officers Vacancies **
121	T(24)	47	0	47	0%	0	0	0	932	0	932	26	23	3	0.32%	917	20	55%	0	0	19%	68%	0%	2%	8	0	
		47	0	47	0%	0	0	0	932	0	932	26	23	3	0.32%	917	20	55%	0	0	19%	68%	0%	2%	8	0	




District Health Assessment for District 122 through December 2025

		Clubs							Membership							Member Strength		Cancellation		Reports			Finance	Leadership			
District Name	Status/ Number of Months in Status *	Active Clubs	Clubs in Status Quo	Total Clubs	% Status Quo in Financial Suspension	New Clubs	Cancelled Clubs	YTD Net Club Gain/Loss	Current Members In Active Clubs	Current Members In Status Quo Clubs	Current Total Members Count	YTD Add	YTD Drop	YTD NetGrowth (includes Active and Status Quo)	YTD NetGrowth% (includes Active and Status Quo)	Member Count 12 Months Ago	Average Member Count Per Club	% of Clubs with less than 20 members	Average Cancelled Club Age	Members Lost Due to Cancelled Clubs	% of Clubs Reporting Service	% No MMR in 3 Months	% No Officer Report in 12 months	% of Clubs with balance 90+ days	Number of Zone Chairs Recorded	Number of Region Chairs Recorded	District Officers Vacancies **
122	P	33	0	33	0%	0	1	-1	613	0	613	5	16	-11	-1.76%	641	19	52%	27	6	6%	64%	6%	0%	0	0	GLT
		33	0	33	0%	0	1	-1	613	0	613	5	16	-11	-1.76%	641	19	52%	27	6	6%	64%	6%	0%	0	0	





District Health Assessment for District 123 through December 2025

		Clubs							Membership							Member Strength		Cancellation		Reports			Finance	Leadership			
District Name	Status/ Number of Months in Status *	Active Clubs	Clubs in Status Quo	Total Clubs	% Status Quo in Financial Suspension	New Clubs	Cancelled Clubs	YTD Net Club Gain/Loss	Current Members In Active Clubs	Current Members In Status Quo Clubs	Current Total Members Count	YTD Add	YTD Drop	YTD NetGrowth (includes Active and Status Quo)	YTD NetGrowth% (includes Active and Status Quo)	Member Count 12 Months Ago	Average Member Count Per Club	% of Clubs with less than 20 members	Average Cancelled Club Age	Members Lost Due to Cancelled Clubs	% of Clubs Reporting Service	% No MMR in 3 Months	% No Officer Report in 12 months	% of Clubs with balance 90+ days	Number of Zone Chairs Recorded	Number of Region Chairs Recorded	District Officers Vacancies **
123	P	0	18	18	0%	0	0	0	0	170	170	0	0	0	0.00%	170	0	94%	0	0	0%	100%	100%	83%	3	0	1st VDG
		0	18	18	0%	0	0	0	0	170	170	0	0	0	0.00%	170	0	94%	0	0	0%	100%	100%	83%	3	0	




District Health Assessment for District 124 through December 2025

Status/ District Name Number of Months in Status *		Clubs							Membership							Member Strength		Cancellation		Reports			Finance	Leadership			
		Active Clubs	Clubs in Status Quo	Total Clubs	% Status Quo Clubs in Financial Suspension	New Clubs	Cancelled Clubs	YTD Net Club Gain/ Loss	Current Members In Active Clubs	Current Members In Status Quo Clubs	Current Total Members Count	YTD Add	YTD Drop	YTD NetGrowth (includes Active and Status Quo)	YTD NetGrowth% (includes Active and Status Quo)	Member Count 12 Months Ago	Average Member Count Per Club	% of Clubs with less than 20 members	Average Cancelled Club Age	Members Lost Due to Cancelled Clubs	% of Clubs Reporting Service	% No MMR in 3 Months	% No Officer Report in 12 months	% of Clubs with balance 90+ days	Number of Zone Chairs Recorded	Number of Region Chairs Recorded	District Officers Vacancies **
124		80	0	80	0%	2	8	-6	1661	0	1661	141	247	-106	-6.00%	1,655	21	51%	5	128	58%	40%	5%	9%	18	7	
		80	0	80	0%	2	8	-6	1661	0	1661	141	247	-106	-6.00%	1,655	21	51%	5	128	58%	40%	5%	9%	18	7	




District Health Assessment for District 126 through December 2025

		Clubs							Membership							Member Strength		Cancellation		Reports			Finance	Leadership			
District Name	Status/ Number of Months in Status *	Active Clubs	Clubs in Status Quo	Total Clubs	% Status Quo in Financial Suspension	New Clubs	Cancelled Clubs	YTD Net Club Gain/ Loss	Current Members In Active Clubs	Current Members In Status Quo Clubs	Current Total Members Count	YTD Add	YTD Drop	YTD NetGrowth (includes Active and Status Quo)	YTD NetGrowth% (includes Active and Status Quo)	Member Count 12 Months Ago	Average Member Count Per Club	% of Clubs with less than 20 members	Average Cancelled Club Age	Members Lost Due to Cancelled Clubs	% of Clubs Reporting Service	% No MMR in 3 Months	% No Officer Report in 12 months	% of Clubs with balance 90+ days	Number of Zone Chairs Recorded	Number of Region Chairs Recorded	District Officers Vacancies **
126	T(24)	56	0	56	0%	0	1	-1	1106	0	1106	26	42	-16	-1.43%	1,136	20	45%	25	0	64%	39%	0%	5%	14	4	
		56	0	56	0%	0	1	-1	1106	0	1106	26	42	-16	-1.43%	1,136	20	45%	25	0	64%	39%	0%	5%	14	4	




District Health Assessment for District 128 through December 2025

		Clubs							Membership							Member Strength		Cancellation		Reports			Finance	Leadership			
District Name	Status/ Number of Months in Status *	Active Clubs	Clubs in Status Quo	Total Clubs	% Status Quo in Financial Suspension	New Clubs	Cancelled Clubs	YTD Net Club Gain/Loss	Current Members In Active Clubs	Current Members In Status Quo Clubs	Current Total Members Count	YTD Add	YTD Drop	YTD NetGrowth (includes Active and Status Quo)	YTD NetGrowth% (includes Active and Status Quo)	Member Count 12 Months Ago	Average Member Count Per Club	% of Clubs with less than 20 members	Average Cancelled Club Age	Members Lost Due to Cancelled Clubs	% of Clubs Reporting Service	% No MMR in 3 Months	% No Officer Report in 12 months	% of Clubs with balance 90+ days	Number of Zone Chairs Recorded	Number of Region Chairs Recorded	District Officers Vacancies **
128	P	25	0	25	0%	2	1	1	722	0	722	100	24	76	11.76%	659	29	20%	65	1	64%	52%	0%	16%	0	0	GST
		25	0	25	0%	2	1	1	722	0	722	100	24	76	11.76%	659	29	20%	65	1	64%	52%	0%	16%	0	0	




District Health Assessment for District 129 through December 2025

		Clubs							Membership							Member Strength		Cancellation		Reports			Finance	Leadership			
District Name	Status/ Number of Months in Status *	Active Clubs	Clubs in Status Quo	Total Clubs	% Status Quo Clubs in Financial Suspension	New Clubs	Cancelled Clubs	YTD Net Club Gain/Loss	Current Members In Clubs	Current Members In Status Quo Clubs	Current Total Members Count	YTD Add	YTD Drop	YTD NetGrowth (includes Active and Status Quo)	YTD NetGrowth% (includes Active and Status Quo)	Member Count 12 Months Ago	Average Member Count Per Club	% of Clubs with less than 20 members	Average Cancelled Club Age	Members Lost Due to Cancelled Clubs	% of Clubs Reporting Service	% No MMR in 3 Months	% No Officer Report in 12 months	% of Clubs with balance 90+ days	Number of Zone Chairs Recorded	Number of Region Chairs Recorded	District Officers Vacancies **
129		62	0	62	0%	0	0	0	1558	0	1558	45	44	1	0.06%	1,536	25	32%	0	0	63%	45%	0%	8%	10	2	
		62	0	62	0%	0	0	0	1558	0	1558	45	44	1	0.06%	1,536	25	32%	0	0	63%	45%	0%	8%	10	2	




District Health Assessment for District 130 through December 2025

		Clubs							Membership							Member Strength		Cancellation		Reports			Finance	Leadership			
District Name	Status/ Number of Months in Status *	Active Clubs	Clubs in Status Quo	Total Clubs	% Status Quo Clubs in Financial Suspension	New Clubs	Cancelled Clubs	YTD Net Club Gain/ Loss	Current Members In Active Clubs	Current Members In Status Quo Clubs	Current Total Members Count	YTD Add	YTD Drop	YTD NetGrowth (includes Active and Status Quo)	YTD NetGrowth% (includes Active and Status Quo)	Member Count 12 Months Ago	Average Member Count Per Club	% of Clubs with less than 20 members	Average Cancelled Club Age	Members Lost Due to Cancelled Clubs	% of Clubs Reporting Service	% No MMR in 3 Months	% No Officer Report in 12 months	% of Clubs with balance 90+ days	Number of Zone Chairs Recorded	Number of Region Chairs Recorded	District Officers Vacancies **
130	P	42	0	42	0%	3	0	3	767	0	767	112	36	76	11.00%	720	18	55%	0	0	71%	50%	2%	0%	8	2	
		42	0	42	0%	3	0	3	767	0	767	112	36	76	11.00%	720	18	55%	0	0	71%	50%	2%	0%	8	2	




District Health Assessment for District 131 through December 2025

		Clubs							Membership							Member Strength		Cancellation		Reports			Finance	Leadership			
District Name	Status/ Number of Months in Status *	Active Clubs	Clubs in Status Quo	Total Clubs	% Status Quo in Financial Suspension	New Clubs	Cancelled Clubs	YTD Net Club Gain/Loss	Current Members In Active Clubs	Current Members In Status Quo Clubs	Current Total Members Count	YTD Add	YTD Drop	YTD NetGrowth (includes Active and Status Quo)	YTD NetGrowth% (includes Active and Status Quo)	Member Count 12 Months Ago	Average Member Count Per Club	% of Clubs with less than 20 members	Average Cancelled Club Age	Members Lost Due to Cancelled Clubs	% of Clubs Reporting Service	% No MMR in 3 Months	% No Officer Report in 12 months	% of Clubs with balance 90+ days	Number of Zone Chairs Recorded	Number of Region Chairs Recorded	District Officers Vacancies **
131	P	37	0	37	0%	0	0	0	742	0	742	28	25	3	0.41%	721	20	49%	0	0	43%	41%	11%	0%	0	0	
		37	0	37	0%	0	0	0	742	0	742	28	25	3	0.41%	721	20	49%	0	0	43%	41%	11%	0%	0	0	




District Health Assessment for District 132 through December 2025

		Clubs							Membership							Member Strength		Cancellation		Reports			Finance	Leadership			
District Name	Status/ Number of Months in Status *	Active Clubs	Clubs in Status Quo	Total Clubs	% Status Quo in Financial Suspension	New Clubs	Cancelled Clubs	YTD Net Club Gain/Loss	Current Members In Active Clubs	Current Members In Status Quo Clubs	Current Total Members Count	YTD Add	YTD Drop	YTD NetGrowth (includes Active and Status Quo)	YTD NetGrowth% (includes Active and Status Quo)	Member Count 12 Months Ago	Average Member Count Per Club	% of Clubs with less than 20 members	Average Cancelled Club Age	Members Lost Due to Cancelled Clubs	% of Clubs Reporting Service	% No MMR in 3 Months	% No Officer Report in 12 months	% of Clubs with balance 90+ days	Number of Zone Chairs Recorded	Number of Region Chairs Recorded	District Officers Vacancies **
132	P	29	0	29	0%	0	0	0	432	0	432	15	43	-28	-6.09%	431	15	79%	0	0	52%	52%	0%	3%	6	3	
		29	0	29	0%	0	0	0	432	0	432	15	43	-28	-6.09%	431	15	79%	0	0	52%	52%	0%	3%	6	3	






District Health Assessment for District 133 through December 2025

	Clubs								Membership							Member Strength		Cancellation		Reports			Finance	Leadership				
	Status/ District Name	Number of Months in Status *	Active Clubs	Clubs in Status Quo	Total Clubs	% Status Quo Clubs in Financial Suspension	New Clubs	Cancelled Clubs	YTD Net Club Gain/ Loss	Current Members In Active Clubs	Current Members In Status Quo Clubs	Current Total Members Count	YTD Add	YTD Drop	YTD NetGrowth (includes Active and Status Quo)	YTD NetGrowth% (includes Active and Status Quo)	Member Count 12 Months Ago	Average Member Count Per Club	% of Clubs with less than 20 members	Average Cancelled Club Age	Members Lost Due to Cancelled Clubs	% of Clubs Reporting Service	% No MMR in 3 Months	% No Officer Report in 12 months	% of Clubs with balance 90+ days	Number of Zone Chairs Recorded	Number of Region Chairs Recorded	District Officers Vacancies **
133		79	1	80	100%	0	0	0		1738	26	1764	57	71	-14	-0.79%	1,787	22	54%	0	0	21%	63%	3%	8%	12	0	
		79	1	80	100%	0	0	0		1738	26	1764	57	71	-14	-0.79%	1,787	22	54%	0	0	21%	63%	3%	8%	12	0	



District Health Assessment for District 134 through December 2025

		Clubs							Membership							Member Strength		Cancellation		Reports			Finance	Leadership			
District Name	Status/ Number of Months in Status *	Active Clubs	Clubs in Status Quo	Total Clubs	% Status Quo Clubs in Financial Suspension	New Clubs	Cancelled Clubs	YTD Net Club Gain/ Loss	Current Members In Active Clubs	Current Members In Status Quo Clubs	Current Total Members Count	YTD Add	YTD Drop	YTD NetGrowth (includes Active and Status Quo)	YTD NetGrowth% (includes Active and Status Quo)	Member Count 12 Months Ago	Average Member Count Per Club	% of Clubs with less than 20 members	Average Cancelled Club Age	Members Lost Due to Cancelled Clubs	% of Clubs Reporting Service	% No MMR in 3 Months	% No Officer Report in 12 months	% of Clubs with balance 90+ days	Number of Zone Chairs Recorded	Number of Region Chairs Recorded	District Officers Vacancies **
134	P	27	4	31	0%	0	8	-8	573	112	685	286	617	-331	-32.58%	914	21	39%	10	211	84%	39%	0%	16%	3	0	
		27	4	31	0%	0	8	-8	573	112	685	286	617	-331	-32.58%	914	25	39%	10	211	84%	39%	0%	16%	3	0	



District Health Assessment for Provisional District 135 through December 2025

Status/ District Name of Months in Status *		Clubs							Membership							Member Strength		Cancellation		Reports			Finance	Leadership			
		Active Clubs	Clubs in Status Quo	Total Clubs	% Status Quo Clubs in Financial Suspension	New Clubs	Cancelled Clubs	YTD Net Club Gain/ Loss	Current Members In Active Clubs	Current Members In Status Quo Clubs	Current Total Members Count	YTD Add	YTD Drop	YTD NetGrowth (includes Active and Status Quo)	YTD NetGrowth% (includes Active and Status Quo)	Member Count 12 Months Ago	Average Member Count Per Club	% of Clubs with less than 20 members	Average Cancelled Club Age	Members Lost Due to Cancelled Clubs	% of Clubs Reporting Service	% No MMR in 3 Months	% No Officer Report in 12 months	% of Clubs with balance 90+ days	Number of Zone Chairs Recorded	Number of Region Chairs Recorded	District Officers Vacancies **
Provisional #35		23	0	23	0%	2	0	2	538	0	538	70	15	55	11.39%	470	23	22%	0	0	70%	30%	0%	13%	5	1	GLT
		23	0	23	0%	2	0	2	538	0	538	70	15	55	11.39%	470	23	22%	0	0	70%	30%	0%	13%	5	1	




District Health Assessment for Ident 5787 - MALTA - UND through December 2025

Status/ District Name of Months in Status *		Clubs							Membership							Member Strength		Cancellation		Reports			Finance	Leadership			
		Active Clubs	Clubs in Status Quo	Total Clubs	% Status Quo Clubs in Financial Suspension	New Clubs	Cancelled Clubs	YTD Net Club Gain/ Loss	Current Members In Active Clubs	Current Members In Status Quo Clubs	Current Total Members Count	YTD Add	YTD Drop	YTD NetGrowth (includes Active and Status Quo)	YTD NetGrowth% (includes Active and Status Quo)	Member Count 12 Months Ago	Average Member Count Per Club	% of Clubs with less than 20 members	Average Cancelled Club Age	Members Lost Due to Cancelled Clubs	% of Clubs Reporting Service	% No MMR in 3 Months	% No Officer Report in 12 months	% of Clubs with balance 90+ days	Number of Zone Chairs Recorded	Number of Region Chairs Recorded	District Officers Vacancies **
Ident 5787 - MALTA		3	0	3	0%	0	0	0	105	0	105	9	11	-2	-1.87%	109	35	33%	0	0	0%	67%	33%	33%	0	0	
		3	0	3	0%	0	0	0	105	0	105	9	11	-2	-1.87%	109	35	33%	0	0	0%	67%	33%	33%	0	0	



District Health Assessment for Ident 5795 - PRINCIPAT D'ANDORRA - UND through December 2025

 Status/ District Name of Months in Status *		Clubs							Membership							Member Strength		Cancellation		Reports			Finance	Leadership			
		Active Clubs	Clubs in Status Quo	Total Clubs	% Status Quo in Financial Suspension	New Clubs	Cancelled Clubs	YTD Net Club Gain/ Loss	Current Members In Active Clubs	Current Members In Status Quo Clubs	Current Total Members Count	YTD Add	YTD Drop	YTD NetGrowth (includes Active and Status Quo)	YTD NetGrowth% (includes Active and Status Quo)	Member Count 12 Months Ago	Average Member Count Per Club	% of Clubs with less than 20 members	Average Cancelled Club Age	Members Lost Due to Cancelled Clubs	% of Clubs Reporting Service	% No MMR in 3 Months	% No Officer Report in 12 months	% of Clubs with balance 90+ days	Number of Zone Chairs Recorded	Number of Region Chairs Recorded	District Officers Vacancies **
Ident 5795 - PRINCIPAT D'ANDORRA		1	0	1	0%	0	0	0	31	0	31	0	0	0	0.00%	31	31	0%	0	0	0%	100%	0%	0%	0	0	
		1	0	1	0%	0	0	0	31	0	31	0	0	0	0.00%	31	31	0%	0	0	0%	100%	0%	0%	0	0	



District Health Assessment for Ident 5811 - BOSNIA & HERZEGOVINA - UND through December 2025

Status/ District Name of Months in Status *		Clubs							Membership							Member Strength		Cancellation		Reports			Finance	Leadership			
		Active Clubs	Clubs in Status Quo	Total Clubs	% Status Quo in Financial Suspension	New Clubs	Cancelled Clubs	YTD Net Club Gain/ Loss	Current Members In Active Clubs	Current Members In Status Quo Clubs	Current Total Members Count	YTD Add	YTD Drop	YTD NetGrowth (includes Active and Status Quo)	YTD NetGrowth% (includes Active and Status Quo)	Member Count 12 Months Ago	Average Member Count Per Club	% of Clubs with less than 20 members	Average Cancelled Club Age	Members Lost Due to Cancelled Clubs	% of Clubs Reporting Service	% No MMR in 3 Months	% No Officer Report in 12 months	% of Clubs with balance 90+ days	Number of Zone Chairs Recorded	Number of Region Chairs Recorded	District Officers Vacancies **
Ident 5811 - BOSNIA & HERZEGOVINA		4	0	4	0%	0	0	0	62	0	62	1	4	-3	-4.62%	71	16	75%	0	0	25%	50%	0%	25%	0	0	
		4	0	4	0%	0	0	0	62	0	62	1	4	-3	-4.62%	71	16	75%	0	0	25%	50%	0%	25%	0	0	



District Health Assessment for Ident 5815 - REPUBLIC OF MONTENEGRO - UND through December 2025

Status/ District Name of Months in Status *		Clubs							Membership							Member Strength		Cancellation		Reports			Finance	Leadership			
		Active Clubs	Clubs in Status Quo	Total Clubs	% Status Quo in Financial Suspension	New Clubs	Cancelled Clubs	YTD Net Club Gain/ Loss	Current Members In Active Clubs	Current Members In Status Quo Clubs	Current Total Members Count	YTD Add	YTD Drop	YTD NetGrowth (includes Active and Status Quo)	YTD NetGrowth% (includes Active and Status Quo)	Member Count 12 Months Ago	Average Member Count Per Club	% of Clubs with less than 20 members	Average Cancelled Club Age	Members Lost Due to Cancelled Clubs	% of Clubs Reporting Service	% No MMR in 3 Months	% No Officer Report in 12 months	% of Clubs with balance 90+ days	Number of Zone Chairs Recorded	Number of Region Chairs Recorded	District Officers Vacancies **
Ident 5815 - REPUBLIC OF MONTENEGRO		2	0	2	0%	0	0	0	42	0	42	2	1	1	2.44%	44	21	0%	0	0	0%	50%	0%	0%	0	0	
		2	0	2	0%	0	0	0	42	0	42	2	1	1	2.44%	44	21	0%	0	0	0%	50%	0%	0%	0	0	




District Health Assessment for Ident 5823 - REP OF TAJIKISTAN - UND through December 2025

Status/ District Name of Months in Status *		Clubs							Membership							Member Strength		Cancellation		Reports			Finance	Leadership			
		Active Clubs	Clubs in Status Quo	Total Clubs	% Status Quo in Financial Suspension	New Clubs	Cancelled Clubs	YTD Net Club Gain/ Loss	Current Members In Active Clubs	Current Members In Status Quo Clubs	Current Total Members Count	YTD Add	YTD Drop	YTD NetGrowth (includes Active and Status Quo)	YTD NetGrowth% (includes Active and Status Quo)	Member Count 12 Months Ago	Average Member Count Per Club	% of Clubs with less than 20 members	Average Cancelled Club Age	Members Lost Due to Cancelled Clubs	% of Clubs Reporting Service	% No MMR in 3 Months	% No Officer Report in 12 months	% of Clubs with balance 90+ days	Number of Zone Chairs Recorded	Number of Region Chairs Recorded	District Officers Vacancies **
Ident 5823 - REP OF TAJIKISTAN		1	0	1	0%	0	0	0	20	0	20	0	0	0	0.00%	20	20	0%	0	0	100%	100%	0%	0%	0	0	
		1	0	1	0%	0	0	0	20	0	20	0	0	0	0.00%	20	20	0%	0	0	100%	100%	0%	0%	0	0	





District Health Assessment for Ident 5827 - REP OF GEORGIA - UND through December 2025

<div></div> <div>Status/ District Name of Months in Status *</div>		Clubs							Membership							Member Strength		Cancellation		Reports			Finance		Leadership		
		Active Clubs	Clubs in Status Quo	Total Clubs	% Status Quo Clubs in Financial Suspension	New Clubs	Cancelled Clubs	YTD Net Club Gain/ Loss	Current Members In Active Clubs	Current Members In Status Quo Clubs	Current Total Members Count	YTD Add	YTD Drop	YTD NetGrowth (includes Active and Status Quo)	YTD NetGrowth% (includes Active and Status Quo)	Member Count 12 Months Ago	Average Member Count Per Club	% of Clubs with less than 20 members	Average Cancelled Club Age	Members Lost Due to Cancelled Clubs	% of Clubs Reporting Service	% No MMR in 3 Months	% No Officer Report in 12 months	% of Clubs with balance 90+ days	Number of Zone Chairs Recorded	Number of Region Chairs Recorded	District Officers Vacancies **
Ident 5827 - REP OF GEORGIA		15	0	15	0%	0	0	232	0	232	0	0	0	0.00%	234	15	47%	0	0	0%	93%	93%	0%	0	0		
		15	0	15	0%	0	0	232	0	232	0	0	0	0.00%	234	15	47%	0	0	0%	93%	93%	0%	0	0		



District Health Assessment for Ident 5835 - ALBANIA - UND through December 2025

Status/ District Name Number of Months in Status *		Clubs							Membership							Member Strength		Cancellation		Reports			Finance		Leadership		
		Active Clubs	Clubs in Status Quo	Total Clubs	% Status Quo Clubs in Financial Suspension	New Clubs	Cancelled Clubs	YTD Net Club Gain/Loss	Current Members In Active Clubs	Current Members In Status Quo Clubs	Current Total Members Count	YTD Add	YTD Drop	YTD NetGrowth (includes Active and Status Quo)	YTD NetGrowth% (includes Active and Status Quo)	Member Count 12 Months Ago	Average Member Count Per Club	% of Clubs with less than 20 members	Average Cancelled Club Age	Members Lost Due to Cancelled Clubs	% of Clubs Reporting Service	% No MMR in 3 Months	% No Officer Report in 12 months	% of Clubs with balance 90+ days	Number of Zone Chairs Recorded	Number of Region Chairs Recorded	District Officers Vacancies **
Ident 5835 - ALBANIA		2	0	2	0%	0	0	0	37	0	37	0	0	0	0.00%	37	19	100%	0	0	0%	100%	50%	0%	0	0	
		2	0	2	0%	0	0	0	37	0	37	0	0	0	0.00%	37	19	100%	0	0	0%	100%	50%	0%	0	0	



District Health Assessment for Ident 5839 - BELARUS REP. - UND through December 2025

Status/ District Name of Months in Status *		Clubs							Membership							Member Strength		Cancellation		Reports			Finance	Leadership		
		Active Clubs	Clubs in Status Quo	Total Clubs	% Status Quo Clubs in Financial Suspension	New Clubs	Cancelled Clubs	YTD Net Club Gain/ Loss	Current Members In Active Clubs	Current Members In Status Quo Clubs	Current Total Members Count	YTD Add	YTD Drop	YTD NetGrowth (includes Active and Status Quo)	YTD NetGrowth% (includes Active and Status Quo)	Member Count 12 Months Ago	Average Member Count Per Club	% of Clubs with less than 20 members	Average Cancelled Club Age	Members Lost Due to Cancelled Clubs	% of Clubs Reporting Service	% No MMR in 3 Months	% No Officer Report in 12 months	% of Clubs with balance 90+ days	Number of Zone Chairs Recorded	Number of Region Chairs Recorded
Ident 5839 - BELARUS REP.		0	3	3	0%	0	0	0	40	40	0	0	0	0.00%	40	0	100%	0	0	0%	100%	100%	33%	0	0	
		0	3	3	0%	0	0	0	40	40	0	0	0	0.00%	40	0	100%	0	0	0%	100%	100%	33%	0	0	



District Health Assessment for Ident 5851 - REP OF SAN MARINO - UND through December 2025

Status/ District Name of Months in Status *		Clubs							Membership							Member Strength		Cancellation		Reports			Finance		Leadership		
		Active Clubs	Clubs in Status Quo	Total Clubs	% Status Quo in Financial Suspension	New Clubs	Cancelled Clubs	YTD Net Club Gain/ Loss	Current Members In Active Clubs	Current Members In Status Quo Clubs	Current Total Members Count	YTD Add	YTD Drop	YTD NetGrowth (includes Active and Status Quo)	YTD NetGrowth% (includes Active and Status Quo)	Member Count 12 Months Ago	Average Member Count Per Club	% of Clubs with less than 20 members	Average Cancelled Club Age	Members Lost Due to Cancelled Clubs	% of Clubs Reporting Service	% No MMR in 3 Months	% No Officer Report in 12 months	% of Clubs with balance 90+ days	Number of Zone Chairs Recorded	Number of Region Chairs Recorded	District Officers Vacancies **
Ident 5851 - REP OF SAN MARINO		1	0	1	0%	0	0	0	41	0	41	2	0	2	5.13%	40	41	0%	0	0	0%	100%	0%	0%	0	0	
		1	0	1	0%	0	0	0	41	0	41	2	0	2	5.13%	40	41	0%	0	0	0%	100%	0%	0%	0	0	



District Health Assessment for Ident 5863 - REP OF MOLDOVA - UND through December 2025

Status/ District Name of Months in Status *		Clubs							Membership							Member Strength		Cancellation		Reports			Finance	Leadership			
		Active Clubs	Clubs in Status Quo	Total Clubs	% Status Quo Clubs in Financial Suspension	New Clubs	Cancelled Clubs	YTD Net Club Gain/ Loss	Current Members In Active Clubs	Current Members In Status Quo Clubs	Current Total Members Count	YTD Add	YTD Drop	YTD NetGrowth (includes Active and Status Quo)	YTD NetGrowth% (includes Active and Status Quo)	Member Count 12 Months Ago	Average Member Count Per Club	% of Clubs with less than 20 members	Average Cancelled Club Age	Members Lost Due to Cancelled Clubs	% of Clubs Reporting Service	% No MMR in 3 Months	% No Officer Report in 12 months	% of Clubs with balance 90+ days	Number of Zone Chairs Recorded	Number of Region Chairs Recorded	District Officers Vacancies **
Ident 5863 - REP OF MOLDOVA		6	0	6	0%	0	1	-1	76	0	76	8	34	-26	-25.49%	132	13	100%	2	16	0%	50%	0%	17%	0	0	
		6	0	6	0%	0	1	-1	76	0	76	8	34	-26	-25.49%	132	13	100%	2	16	0%	50%	0%	17%	0	0	



District Health Assessment for Ident 5867 - PRIN OF MONACO - UND through December 2025

Status/ District Name of Months in Status *		Clubs							Membership							Member Strength		Cancellation		Reports			Finance	Leadership			
		Active Clubs	Clubs in Status Quo	Total Clubs	% Status Quo in Financial Suspension	New Clubs	Cancelled Clubs	YTD Net Club Gain/ Loss	Current Members In Active Clubs	Current Members In Status Quo Clubs	Current Total Members Count	YTD Add	YTD Drop	YTD NetGrowth (includes Active and Status Quo)	YTD NetGrowth% (includes Active and Status Quo)	Member Count 12 Months Ago	Average Member Count Per Club	% of Clubs with less than 20 members	Average Cancelled Club Age	Members Lost Due to Cancelled Clubs	% of Clubs Reporting Service	% No MMR in 3 Months	% No Officer Report in 12 months	% of Clubs with balance 90+ days	Number of Zone Chairs Recorded	Number of Region Chairs Recorded	District Officers Vacancies **
Ident 5867 - PRIN OF MONACO		1	0	1	0%	0	0	0	35	0	35	4	3	1	2.94%	30	35	0%	0	0	0%	0%	0%	0%	0	0	
		1	0	1	0%	0	0	0	35	0	35	4	3	1	2.94%	30	35	0%	0	0	0%	0%	0%	0%	0	0	



District Health Assessment for Ident 5875 - GIBRALTAR - UND through December 2025

Status/ District Name Number of Months in Status *		Clubs							Membership							Member Strength		Cancellation		Reports			Finance		Leadership		
		Active Clubs	Clubs in Status Quo	Total Clubs	% Status Quo Clubs in Financial Suspension	New Clubs	Cancelled Clubs	YTD Net Club Gain/Loss	Current Members In Active Clubs	Current Members In Status Quo Clubs	Current Total Members Count	YTD Add	YTD Drop	YTD NetGrowth (includes Active and Status Quo)	YTD NetGrowth% (includes Active and Status Quo)	Member Count 12 Months Ago	Average Member Count Per Club	% of Clubs with less than 20 members	Average Cancelled Club Age	Members Lost Due to Cancelled Clubs	% of Clubs Reporting Service	% No MMR in 3 Months	% No Officer Report in 12 months	% of Clubs with balance 90+ days	Number of Zone Chairs Recorded	Number of Region Chairs Recorded	District Officers Vacancies **
Ident 5875 - GIBRALTAR		1	0	1	0%	0	0	0	16	0	16	2	0	2	14.29%	16	16	100%	0	0	100%	100%	0%	0%	0	0	
		1	0	1	0%	0	0	0	16	0	16	2	0	2	14.29%	16	16	100%	0	0	100%	100%	0%	0%	0	0	



District Health Assessment for Ident 5891 - REP OF LATVIA - UND through December 2025

Status/ District Name of Months in Status *		Clubs							Membership							Member Strength		Cancellation		Reports			Finance		Leadership		
		Active Clubs	Clubs in Status Quo	Total Clubs	% Status Quo Clubs in Financial Suspension	New Clubs	Cancelled Clubs	YTD Net Club Gain/ Loss	Current Members In Active Clubs	Current Members In Status Quo Clubs	Current Total Members Count	YTD Add	YTD Drop	YTD NetGrowth (includes Active and Status Quo)	YTD NetGrowth% (includes Active and Status Quo)	Member Count 12 Months Ago	Average Member Count Per Club	% of Clubs with less than 20 members	Average Cancelled Club Age	Members Lost Due to Cancelled Clubs	% of Clubs Reporting Service	% No MMR in 3 Months	% No Officer Report in 12 months	% of Clubs with balance 90+ days	Number of Zone Chairs Recorded	Number of Region Chairs Recorded	District Officers Vacancies **
Ident 5891 - REP OF LATVIA		2	0	2	0%	0	1	-1	15	0	15	0	6	-6	-28.57%	20	8	100%	7	6	0%	100%	0%	0%	0	0	
		2	0	2	0%	0	1	-1	15	0	15	0	6	-6	-28.57%	20	8	100%	7	6	0%	100%	0%	0%	0	0	






District Health Assessment for Ident 5911 - REPUBLIC OF KOSOVO - UND through December 2025

Status/ District Number Name of Months in Status *		Clubs							Membership							Member Strength		Cancellation		Reports			Finance		Leadership		
		Active Clubs	Clubs in Status Quo	Total Clubs	% Status Quo Clubs in Financial Suspension	New Clubs	Cancelled Clubs	YTD Net Club Gain/Loss	Current Members In Active Clubs	Current Members In Status Quo Clubs	Current Total Members Count	YTD Add	YTD Drop	YTD NetGrowth (includes Active and Status Quo)	YTD NetGrowth% (includes Active and Status Quo)	Member Count 12 Months Ago	Average Member Count Per Club	% of Clubs with less than 20 members	Average Cancelled Club Age	Members Lost Due to Cancelled Clubs	% of Clubs Reporting Service	% No MMR in 3 Months	% No Officer Report in 12 months	% of Clubs with balance 90+ days	Number of Zone Chairs Recorded	Number of Region Chairs Recorded	District Officers Vacancies **
Ident 5911 - REPUBLIC OF KOSOVO		5	0	5	0%	0	2	-2	62	0	62	9	62	-53	-46.09%	87	12	80%	3	35	0%	80%	20%	0%	0	0	
		5	0	5	0%	0	2	-2	62	0	62	9	62	-53	-46.09%	87	12	80%	3	35	0%	80%	20%	0%	0	0	



District Health Assessment for Ident 5915 - ARMENIA - UND through December 2025

		Clubs							Membership							Member Strength		Cancellation		Reports			Finance		Leadership		
District Name	Status/ Number of Months in Status *	Active Clubs	Clubs in Status Quo	Total Clubs	% Status Quo Clubs in Financial Suspension	New Clubs	Cancelled Clubs	YTD Net Club Gain/Loss	Current Members In Active Clubs	Current Members In Status Quo Clubs	Current Total Members Count	YTD Add	YTD Drop	YTD NetGrowth (includes Active and Status Quo)	YTD NetGrowth% (includes Active and Status Quo)	Member Count 12 Months Ago	Average Member Count Per Club	% of Clubs with less than 20 members	Average Cancelled Club Age	Members Lost Due to Cancelled Clubs	% of Clubs Reporting Service	% No MMR in 3 Months	% No Officer Report in 12 months	% of Clubs with balance 90+ days	Number of Zone Chairs Recorded	Number of Region Chairs Recorded	District Officers Vacancies **
Ident 5915 - ARMENIA		2	3	5	0%	0	0	0	16	27	43	0	0	0	0.00%	27	8	100%	0	0	0%	100%	60%	20%	0	0	
		2	3	5	0%	0	0	0	16	27	43	0	0	0	0.00%	27	22	100%	0	0	0%	100%	60%	20%	0	0	



District Health Assessment for Ident 5931 - BULGARIA - UND through December 2025

Status/ District Name Number of Months in Status *		Clubs							Membership							Member Strength		Cancellation		Reports			Finance		Leadership		
		Active Clubs	Clubs in Status Quo	Total Clubs	% Status Quo Clubs in Financial Suspension	New Clubs	Cancelled Clubs	YTD Net Club Gain/Loss	Current Members In Active Clubs	Current Members In Status Quo Clubs	Current Total Members Count	YTD Add	YTD Drop	YTD NetGrowth (includes Active and Status Quo)	YTD NetGrowth% (includes Active and Status Quo)	Member Count 12 Months Ago	Average Member Count Per Club	% of Clubs with less than 20 members	Average Cancelled Club Age	Members Lost Due to Cancelled Clubs	% of Clubs Reporting Service	% No MMR in 3 Months	% No Officer Report in 12 months	% of Clubs with balance 90+ days	Number of Zone Chairs Recorded	Number of Region Chairs Recorded	District Officers Vacancies **
Ident 5931 - BULGARIA		9	0	9	0%	0	0	0	222	0	222	14	13	1	0.45%	220	25	33%	0	0	33%	33%	0%	0%	0	0	
		9	0	9	0%	0	0	0	222	0	222	14	13	1	0.45%	220	25	33%	0	0	33%	33%	0%	0%	0	0	



District Health Assessment for Ident 5935 - SERBIA - UND through December 2025

Status/ District Name of Months in Status *		Clubs							Membership							Member Strength		Cancellation		Reports			Finance	Leadership			
		Active Clubs	Clubs in Status Quo	Total Clubs	% Status Quo Clubs in Financial Suspension	New Clubs	Cancelled Clubs	YTD Net Club Gain/ Loss	Current Members In Active Clubs	Current Members In Status Quo Clubs	Current Total Members Count	YTD Add	YTD Drop	YTD NetGrowth (includes Active and Status Quo)	YTD NetGrowth% (includes Active and Status Quo)	Member Count 12 Months Ago	Average Member Count Per Club	% of Clubs with less than 20 members	Average Cancelled Club Age	Members Lost Due to Cancelled Clubs	% of Clubs Reporting Service	% No MMR in 3 Months	% No Officer Report in 12 months	% of Clubs with balance 90+ days	Number of Zone Chairs Recorded	Number of Region Chairs Recorded	District Officers Vacancies **
Ident 5935 - SERBIA		4	0	4	0%	0	0	0	48	0	48	1	6	-5	-9.43%	48	12	75%	0	0	25%	50%	0%	0%	0	0	
		4	0	4	0%	0	0	0	48	0	48	1	6	-5	-9.43%	48	12	75%	0	0	25%	50%	0%	0%	0	0	

\* - District Status: P - Provisional, T - Transitional.  
\*\* - District Officers Vacancies: DG - District Governor, 1st VDG - First Vice District Governor, 2nd VDG - Second Vice District Governor.